



La presente guía es para dar cumplimiento a lo manifestado por el presidente de la república y MINEDUCYT. Para la continuidad educativa ante la emergencia COVID 19, Fase 3. 11052020

GUIA DE TRABAJO DE INGLES PARA PRIMER GRADO "D"

Docente responsable: Marta Cecilia Lemus Barrientos.

Indicaciones: Las actividades debes de trabajarlas en tu cuaderno de Ingles en algunas actividades recortaras y pegaras, ten cuidado de leer bien las indicaciones de cada tema. Las actividades las presentarás al reiniciar las clases.



TOPIC 1: ADJECTIVES "DELICIOUS", "ACID" AND "SALTY"

Objective: Students will be able to identify the different flavors and write it.

ACTIVITY 1: Look at the different pictures and write the kind of flavor it has. Give colour to them.



WATERMELON: _____

LEMON: _____





GRAPES: _____


KIWII: _____



ACTIVITY 2: Look at the letter soup and meet the names of the fruits around it.



p	f	o	r	a	n	g	e	s
e	i	x	c	b	o	d	p	a
a	w	n	h	a	y	j	h	p
r	n	f	e	n	e	g	x	p
t	q	p	r	a	s	r	d	l
s	f	l	r	n	p	a	g	e
a	r	i	y	a	u	p	o	m
h	z	k	p	e	b	e	l	s
l	e	m	o	n	b	s	v	e



ACTIVITY 3: Answer the following questions telling which of those fruits are “delicious” for you, and what is its colour.

- 1- Is the pineapple delicious for you? _____, and what is its colour? _____
- 2- Is the banana delicious for you? _____, and what is its colour? _____
- 3- Are the grapes delicious for you? _____, and what is its colour? _____
- 4- Are the strawberries delicious for you? _____, and what is its colour? _____
- 5- Is the pear delicious for you? _____, and what is its colour? _____

TOPIC 2: HOW MANY MEALS DO YOU HAVE A DAY?

Objective: Students will be able to recognize and pronounce the names of the meals.

Explanation: Always in the day the persons or families have three meals, they are: Breakfast (desayuno), lunch (almuerzo) and dinner (cena)

ACTIVITY 1: Following the order of the meals that families have in a day make a menu for each meal. You can draw or cut pictures from magazines or different materials like foamy, carton, or plastic.

Example: Breakfast : Beans, cream, eggs and bread, coffee or milk

Lunch: meat, rice, salad, or soup, tortilla, soda or refresh

Dinner: beans, egg, cheese, cream, fried bananas and refresh, coffee or chocolate

ACTIVITY 2: Answer the following questions with "Yes" or "Not"

- 1- Do you like ham and eggs? _____
- 2- Do you drink coffee in the breakfast? _____
- 3- Do you eat cereal at the lunch? _____
- 4- Do you like pizza for dinner? _____
- 5- Do you eat fried chicken at the lunch? _____

ACTIVITY 3: Use the demonstrative adjective This/ That

Los articulos demostrativos se utilizan para señalar personas, animales o cosas, en esta oportunidad veremos

los singulares o los que se refieren a una persona, animal o cosa.

This: para las cosas que están cerca de mi

That: para las cosas que están lejos de mi

Indication: Following the previous explanation complete with This or That



