



La presente guía es para dar cumplimiento a lo manifestado por el presidente de la república y MINEDUCYT. Para la continuidad educativa ante la emergencia COVID 19, Fase 2.

**GUIA DE TRABAJO DE INGLES PARA TERCER GRADO "C" FASE 2**

















**Docente responsable:** Marta Cecilia Lemus Barrientos.

Indicaciones: Las actividades debes de trabajarlas en tu cuaderno de Ingles en algunas actividades recortaras y pegaras, ten cuidado de leer bien las indicaciones de cada tema. Las actividades las presentaras al reiniciar las clases.


**TEMA 1: PROFESSIONS AND OCCUPATIONS**

**Objective:** Express names of professions and occupations.

**Activity 1:** Make a circle in the correct name of each profession and occupation.

			
a) police officer b) fireman c) businessman	a) teacher b) dentist c) astronaut	a) actor b) singer c) dancer	a) waiter b) cook c) farmer
			
a) astroman b) astron c) astronaut	a) doctor b) dentist c) nurse	a) pilot b) pirate c) policeman	a) pilot b) astronaut c) policeman
			
a) painter b) actor c) singer	a) hairdresser b) butcher c) dentist	a) cook b) painter c) pirate	a) nurse b) dentist c) doctor
			
d) painter e) doctor f) singer	d) hairdresser e) butcher f) farmer	d) policeofficer e) painter f) pirate	d) nurse e) dentist f) cook

ACTIVITY 2: Match the images on the left to their corresponding images on the right



ACTIVITY 3: Review the vocabulary learned about professions and occupations, all the words must begin with letter of the alphabet. Use the dictionary to help you.

# occupations And professions

A \_\_\_\_\_

G \_\_\_\_\_

B \_\_\_\_\_

J \_\_\_\_\_

C \_\_\_\_\_

k \_\_\_\_\_

D \_\_\_\_\_

L \_\_\_\_\_

E \_\_\_\_\_

M \_\_\_\_\_

F \_\_\_\_\_


N \_\_\_\_\_

**TOPIC 2: HOBBIES**

**Objective:** Students will be able to express names of hobbies and say what they like and don't like in written form.

**ACTIVITY 1:** A: Put a check on the circle when you meet the correct name of each hobby

- watching TV      ● reading      ● playing computer games
- drawing      ● listening to music      ● playing football
- surfing the Net



**B. What is your favourite hobby?**

I like \_\_\_\_\_

I don't like \_\_\_\_\_



I like \_\_\_\_\_

I don't like \_\_\_\_\_

I like \_\_\_\_\_

I don't like \_\_\_\_\_

**ACTIVITY 2:** Complete the word search, meet the following words:

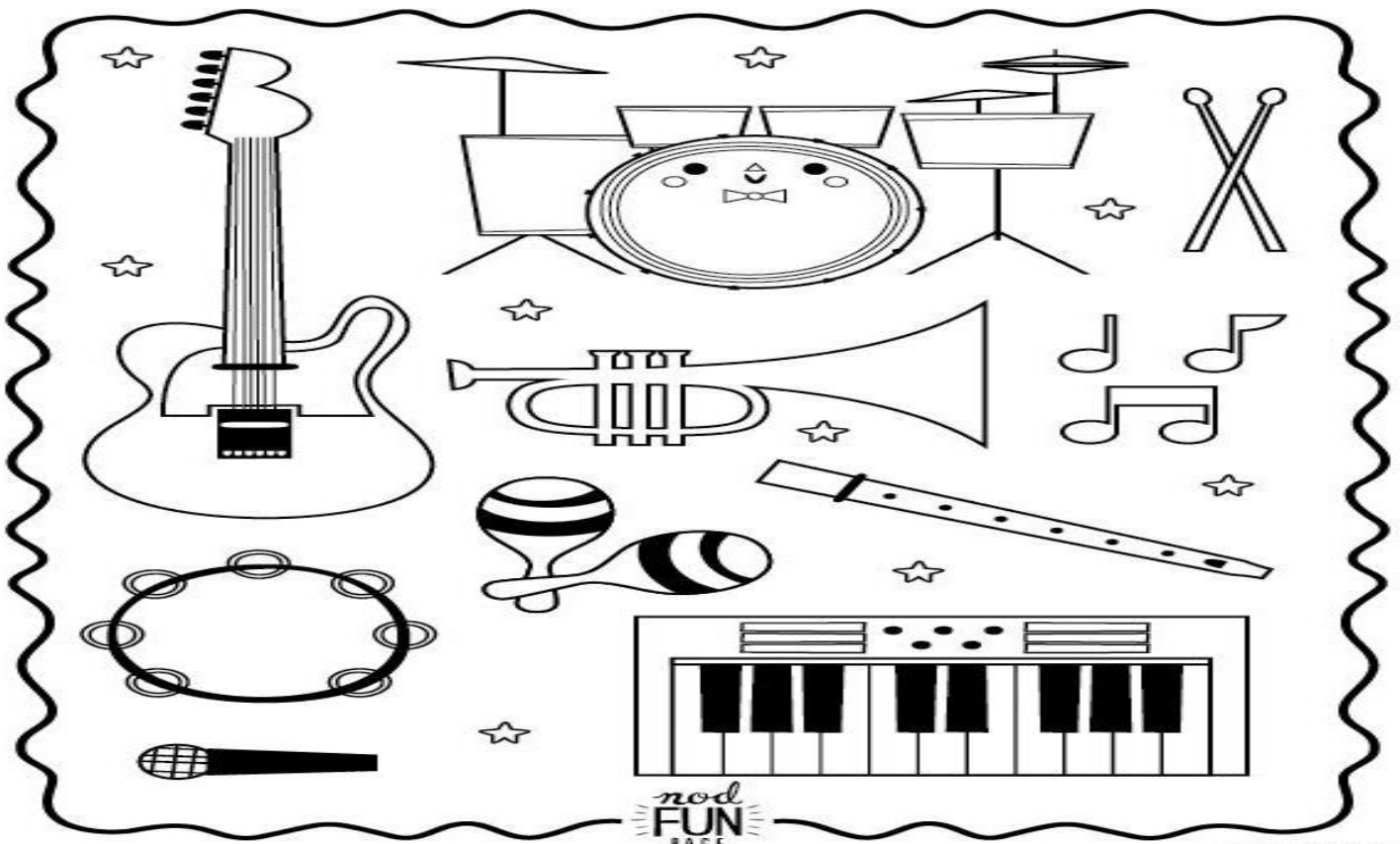
- 1- Reading
- 2- Dancing
- 3- Games
- 4- Soccer
- 5- Dreams
- 6- Painting
- 7- Skating
- 8- Piano




**TOPIC 3: MUSICAL INSTRUMENTS**

**Objective:** Students will be able to identify and express names of some musical instruments.

**ACTIVITY 1:** Search in the dictionary the names of the following musical instruments, also color them.



ACTIVITY 2: Join, color and say with a line witch are musical instruments.



**ACTIVITY 3:** Put the words in order













	nipoa _____		murds _____
	utiarg _____		buta _____
	prah _____		oliniv _____
	clabmys _____		soonbas _____

**TOPIC 3: COLORS**

**Objective:** Students will be able to identify, write and pronounce the name of the colors.

**ACTIVITY 1:** With the help of your relatives pronounce the name of the colors.

**Colors chart**


 red	 blue	 green
 yellow	 orange	 pink
 purple	 black	 brown
 white	 gray	 magenta

[www.playingtots.com](http://www.playingtots.com)

ACTIVITY 2: Use the right colors



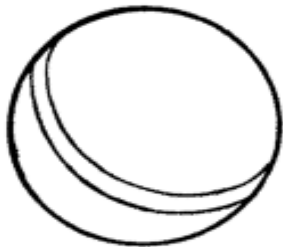
red




yellow



blue



green



orange



black




purple



brown

**ACTIVITY 3:** Write in the squares the name of the colors



1	<input type="text"/>	<input type="text"/>	<input type="text"/>	<input type="text"/>	<input type="text"/>	
2	<input type="text"/>	<input type="text"/>	<input type="text"/>	<input type="text"/>	<input type="text"/>	
3	<input type="text"/>	<input type="text"/>	<input type="text"/>	<input type="text"/>	<input type="text"/>	
4	<input type="text"/>	<input type="text"/>	<input type="text"/>	<input type="text"/>	<input type="text"/>	
5	<input type="text"/>	<input type="text"/>	<input type="text"/>	<input type="text"/>	<input type="text"/>	
6	<input type="text"/>	<input type="text"/>	<input type="text"/>	<input type="text"/>	<input type="text"/>	<input type="text"/>
7	<input type="text"/>	<input type="text"/>	<input type="text"/>	<input type="text"/>	<input type="text"/>	
8	<input type="text"/>	<input type="text"/>	<input type="text"/>	<input type="text"/>	<input type="text"/>	<input type="text"/>
9	<input type="text"/>	<input type="text"/>	<input type="text"/>	<input type="text"/>	<input type="text"/>	
10	<input type="text"/>	<input type="text"/>	<input type="text"/>	<input type="text"/>	<input type="text"/>	<input type="text"/>
11	<input type="text"/>	<input type="text"/>	<input type="text"/>	<input type="text"/>	<input type="text"/>	
12	<input type="text"/>	<input type="text"/>	<input type="text"/>	<input type="text"/>	<input type="text"/>	<input type="text"/>

