



La presente guía es para dar cumplimiento a lo manifestado por el presidente de la república y MINEDUCYT. Para la continuidad educativa ante la emergencia COVID 19, Fase 2.

GUIA DE TRABAJO DE INGLES PARA PRIMER GRADO "D"

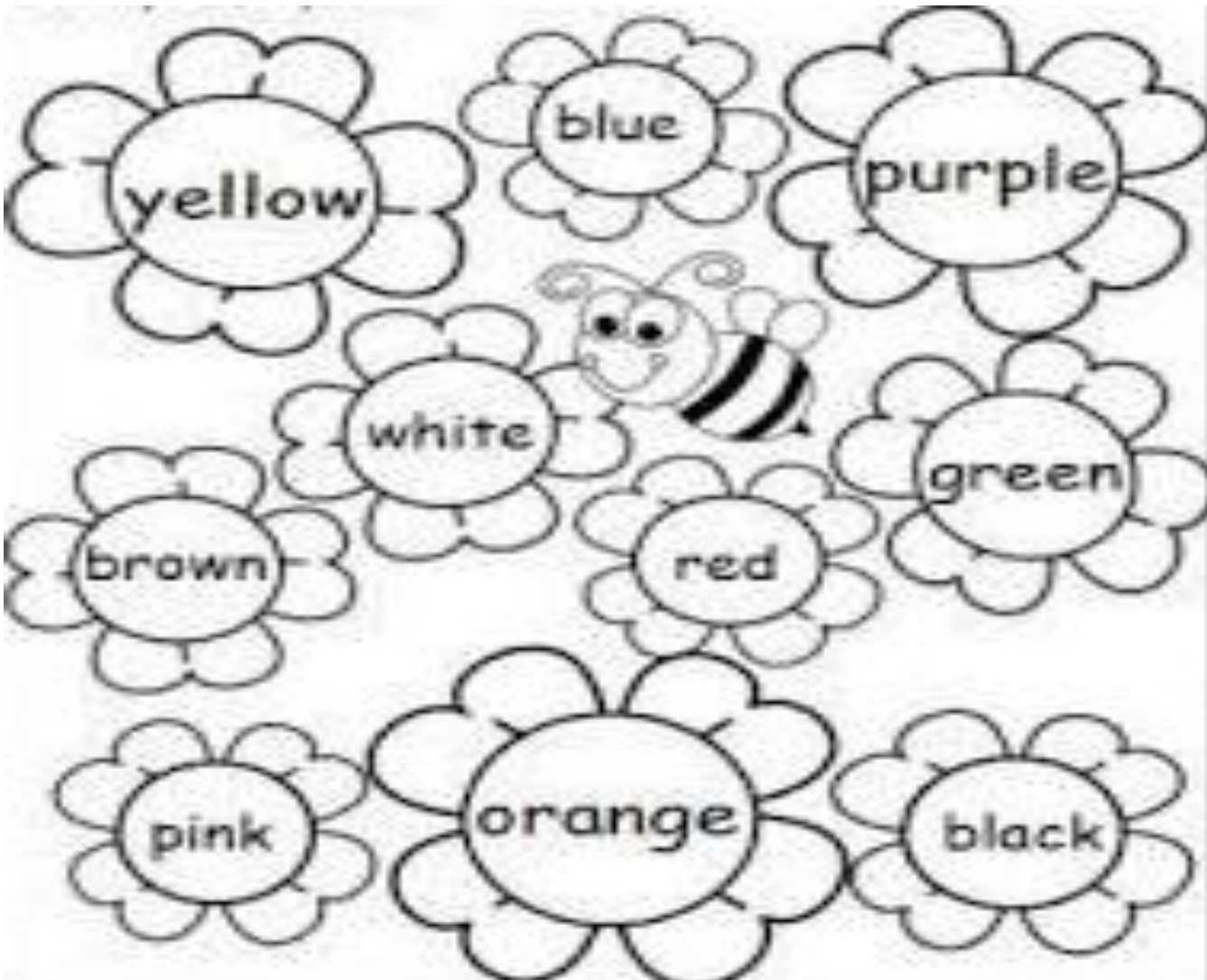
Docente responsable: Marta Cecilia Lemus Barrientos.

Indicaciones: Las actividades debes de trabajarlas en tu cuaderno de Ingles en algunas actividades recortaras y pegaras, ten cuidado de leer bien las indicaciones de cada tema. Las actividades las presentaras al reiniciar las clases.













TOPIC 1: CLOTHES AND COLORS

Objective: Identify and say the basic color and clothes.

ACTIVITY 1: Let's know the colors. Color the flowers with the color that is written in.

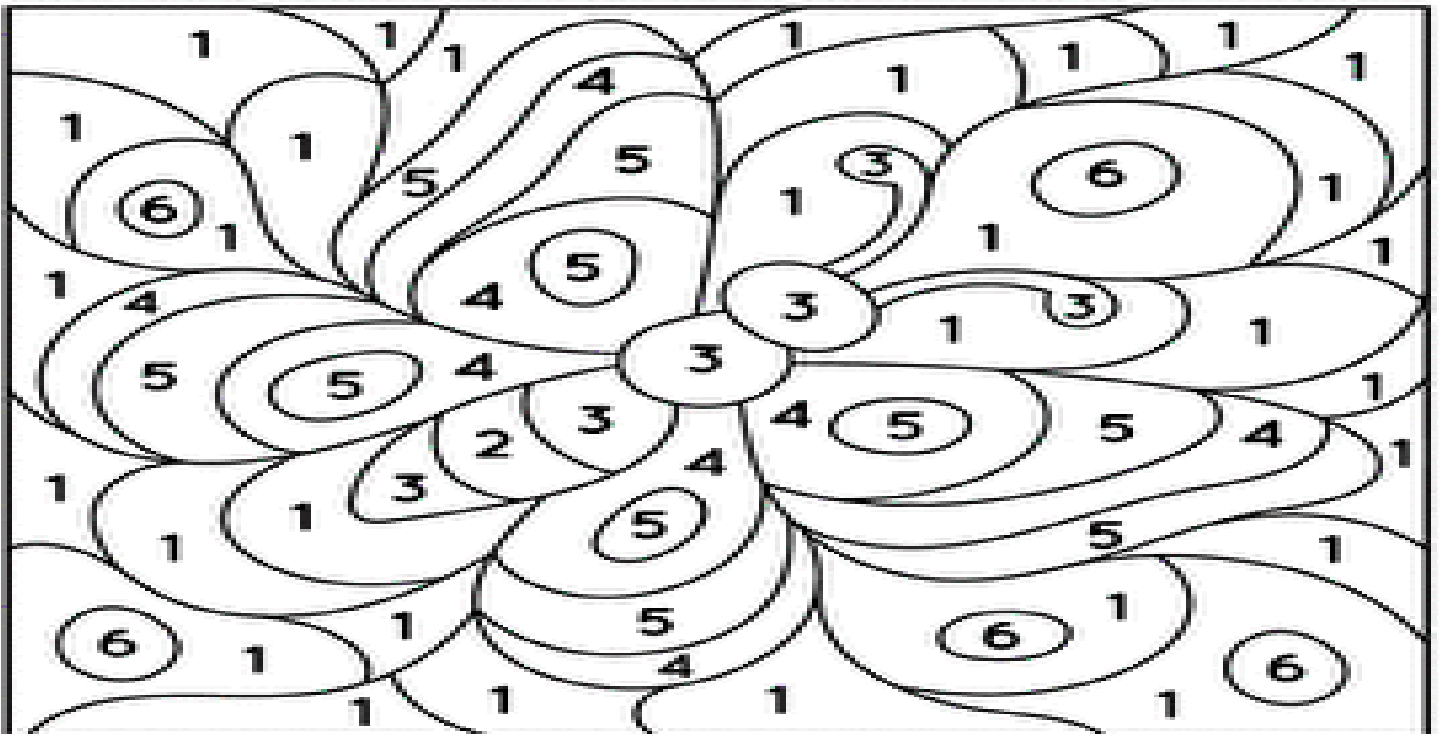


ACTIVITY 2: Complete with the missing letters and then color the cloud.

B_A_K 	GR_N 
LU 	_ELL_ 
GRE_ 	RE_ 
W__TE 	OR_N_E 
P_N_ 	PURP__ 
B_O_N 	My favourite colour is 

ACTIVITY 3: Color by numbers. Use the color key below to reveal the beautiful Butterfly.

1. Green 2. Orange 3. Brown 4. Blue 5. Purple 6. Yellow



TOPIC: 2 CLOTHES

Objective: Students will be able to identify different clothes for daily life

ACTIVITY 1: As the following list says cut and paste clothes from magazines, newspapers or others.

1- Shirt

3- Pants

5- Skirt

7- Blouse

9- Coat

2- Scarf


4- Shorts

6- Dress

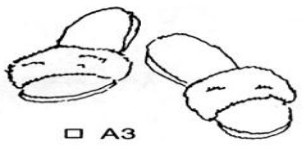
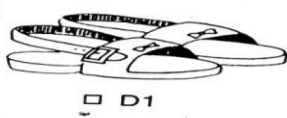
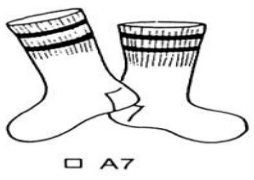
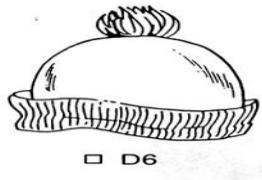
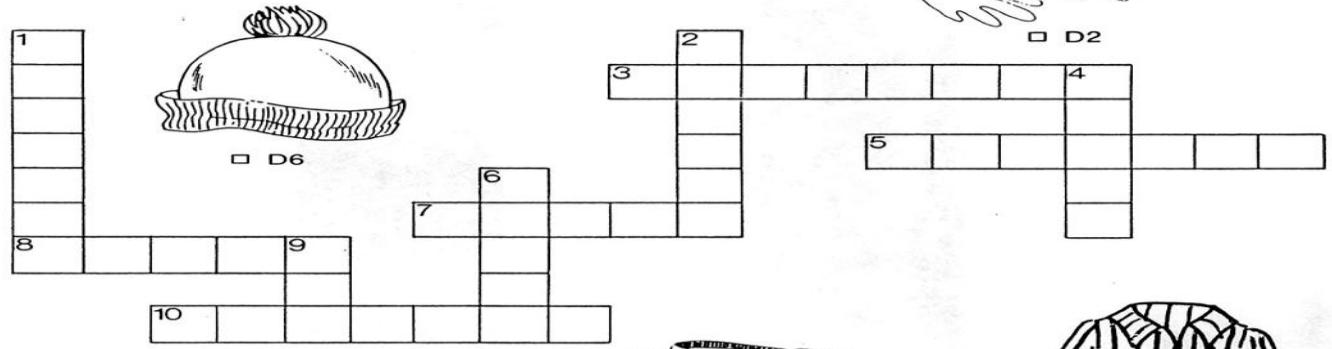
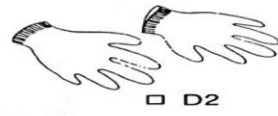
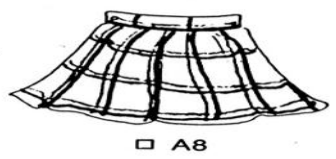

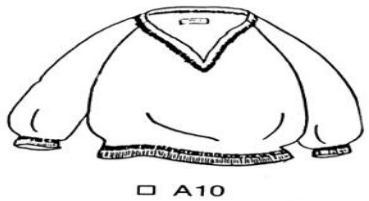
8- Hut

10- Pyjamas

ACTIVITY 2: Color and match the objects that are equals.



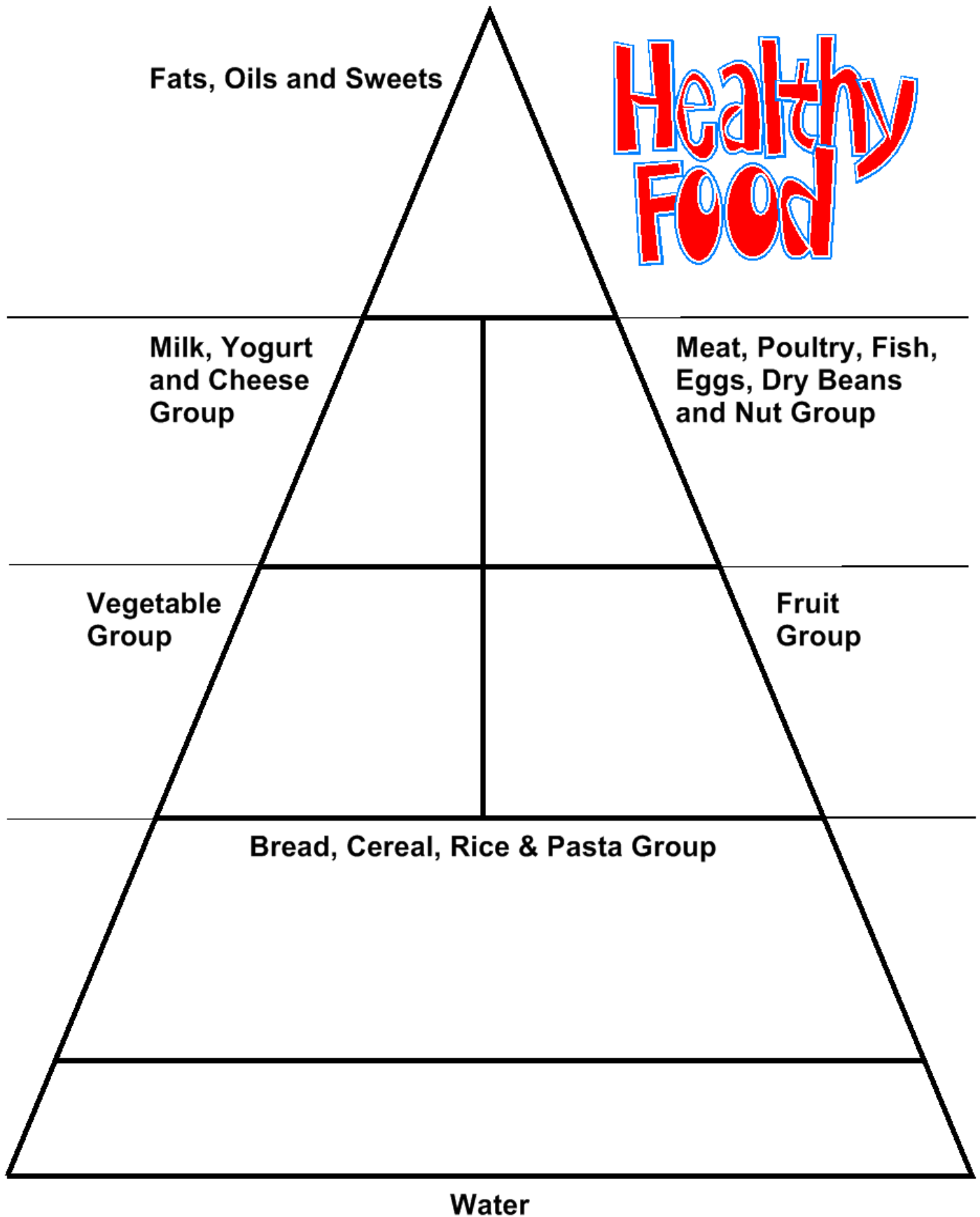
ACTIVITY 3: Complete the cross word: Across: 8- Skirt,7- Socks,- 10.Sweater, 3-Slippers, 5-Pyjamas
Down: 4- Scarf, 2- Gloves, 6-Toque, 9-Tie, 1- Sandals



TOPIC 3: Food and drink

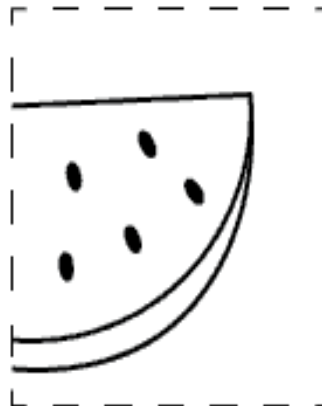
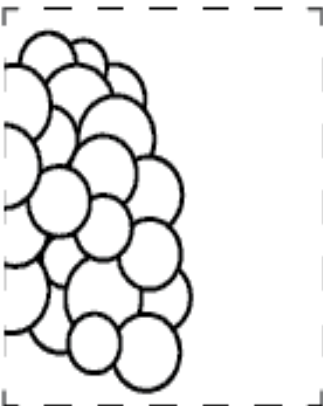
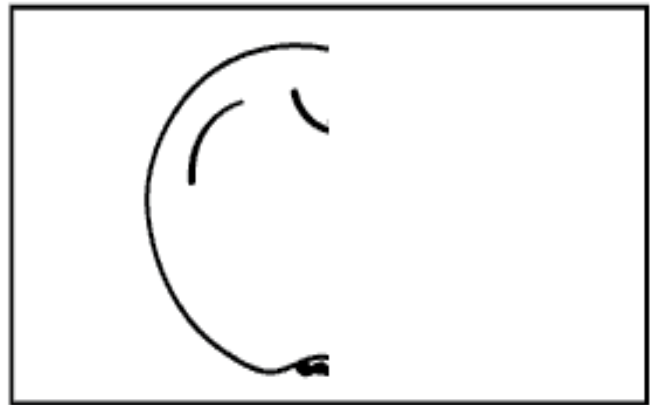

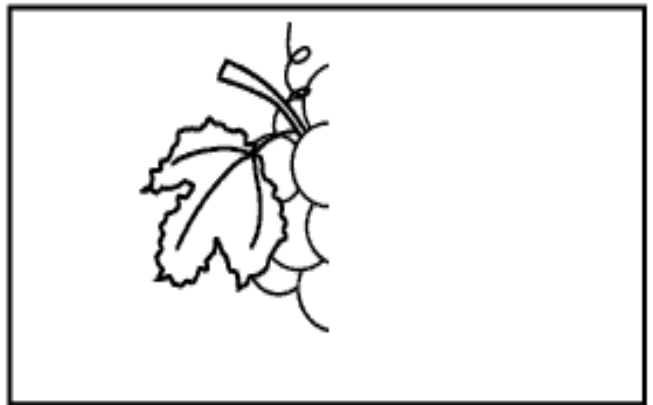
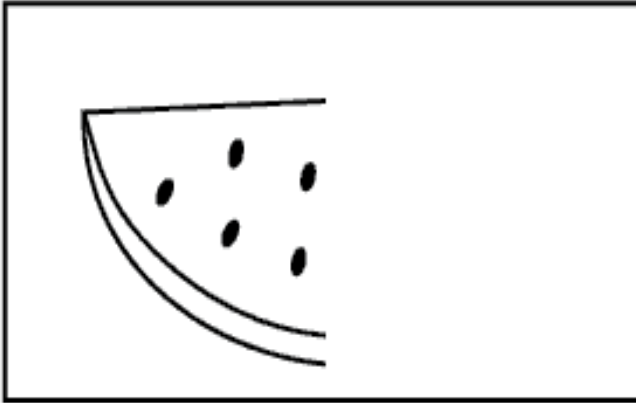
Objective: Recognize names of food and drink in written form.

ACTIVITY 1: Cut and paste the food for the pyramid.



**Healthy
FOOD**

ACTIVITY 2: Color, cut, and paste the pictures together



1- Grapes

2. Watermelon

3- Apple

4. Strawberry

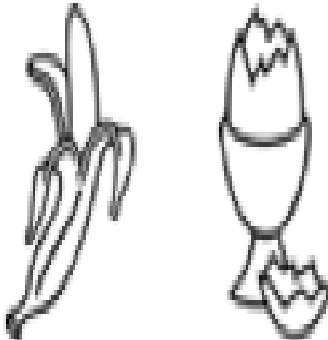
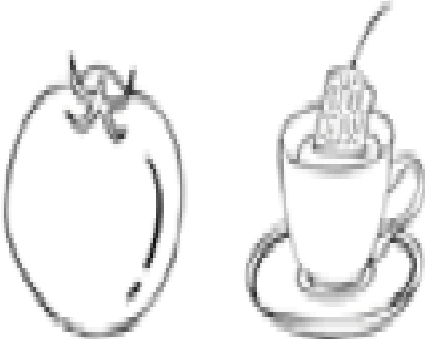
ACTIVITY 3: In the following square draw fruits and drinks that you like or don't like



Like



Don't like

 <p>A line drawing of a banana on the left and a corn on the cob on the right. The banana is shown with its stem and leaves. The corn is shown with its husk partially peeled back, revealing the kernels.</p>	 <p>A line drawing of a tomato on the left and a smoothie cup on the right. The smoothie cup is filled with a liquid and has a straw and a fruit garnish on top.</p>
-------------------------------------------------------------------------------------------------------------------------------------------------------------------------------------------------------------------------------------------------------------------------------------------------	--------------------------------------------------------------------------------------------------------------------------------------------------------------------------------------------------------------------------------------------------------

